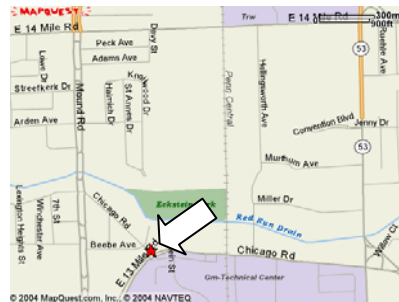


Come to a meeting!

Our meetings are in Warren at the St Pius K of C. The K of C hall is located at 6177 Chicago Rd. between Van Dyke and Mound Rd where Thirteen Mile and Chicago Rd intersect. Our meetings are on the last Tuesday of the month, at 7:30 p.m. in the evening.



President: Jason Adam
Vice President: Bob Jones
Treasurer: Steve Hamilton
Secretary: Bob Feisel



2006 River/ Surf Dates

Manistee Pier October 21

2006 Key Dates

Sept. 26 Member Meeting

October 24 Member Meeting
(Note: one week early)

Nov. 28 Member Meeting

December 19 Christmas Meeting

Check Your Label

Did you know that your mailing label includes the date your membership expires? The month and year your membership expires is below your name. If it's marked yellow, your membership may be close to expiring. Don't be disqualified from a tournament because you forgot to re-up. Regular memberships are still \$25, Senior \$10 and Lifetime \$150.

See Tom Moores at the regular meeting or send your check to the club post office box (1255 in Sterling Heights Mi. 48311-1255).

September 2006
Volume XXXII, Issue 9

www.detroitsteelheaders.org

Inside this Issue

- 1 September Meeting
River/Pier Time
Pier Clinic
- 2 Egg Loop Knot
Fish the Boulders
Raffle Report
- 3 Grand Haven II Results
Manistee Results
Egg Cure
- 4 Key Dates

Fishin' Tales



September 26 MEETING

As always, the general meeting takes place at 7:30 P.M. at the St Pius K of C the hall at 6177 Chicago Rd. (east of Mound Rd., North of 13 Mile Rd.)- Warren. 2007

Elections for the Board of Directors will be coming in December. Have you thought about how you can support your club? Think about running for Director and contact one of the current directors. Tell them that you are interested in being on the board.

River/ Pier Time

The bad news is that the summer trolling season is over. The good news is that river and pier fishing is approaching one of the best times of the year.

River and pier fishing for salmon, browns and certainly steelhead is great fun and can be very productive. For those of you who had to give up towing the boat because of \$3 gasoline for towing or \$3.50 gasoline in the marina, here is your chance to get back those lost fishing days.

To begin with, you don't need a lot of equipment. You don't need a big boat. You can stand on the pier, stand in waders or just be a "bankie".

You don't need a lot of equipment. No downriggers. No "hootchie mama". No array of 12 rods bent over. In fact, you can modify the technique you use based upon the equipment you already own. Own bass gear or walleye gear? You may have to buy \$5 bucks worth of fresh line, but you could cast spinners or bottom bounce or soak an alewife off a pier. Buy a Luhr Jensen side planer and run a walleye hot-n-tot through a hole in the river. Maybe now is the time to try fly fishing?

If you're not sure how to get started, come to a meeting and start talking to the boys. Or if you really want to learn fast see the notice from Mark Bevens for his pier clinic.

River fishing is fun. Get a bunch of guys together and you'll experience the same camaraderie we all have come to love during boat trolling.

The fall is beautiful. The leaves are changing. The air is crisp. The rivers and piers can be lightly populated. And, the fish may be biting. Get out there.

Pier Clinic October 21

Mark Bevens will be holding a Pier Clinic again this year. If you would like to try or learn how to catch Steelhead and Brown Trout from Lake Michigan's piers join Mark in October for fun and camaraderie on the pier.

The Clinic will be held on October 21st in Manistee.

Mark will have several rods and reels set up for pier fishing, but does have a limited supply. So sign up early if you need him to provide equipment.

(Cont. page 2)

Detroit Area Steelheaders, Inc.
P.O. Box 1255
Sterling Heights, Mi.
48311-1255

Detroit Area Steelheaders, Inc.
P.O. Box 1255
Sterling Heights Mi. 48311-1255



Non-Profit Org.
P.O. Box 1255

Sterling
Heights, Mi.

ADDRESS CORRECTION REQUESTED

MEETING NOTICE – PLEASE DO NOT DELAY

Mark will supply all bait and tackle. If you call he will tell you what you need to bring.

If you are interested in attending the clinic call Mark at (586) 779-3189 or email him at inseine@wowway.com

Mark Bevans
Detroit Area Steelheaders
Board of Directors

Items used on the pier and surf:

- Long noodle rods (10' to 14')
- Spinning Reel - Spooled with 6 to 10 lb. Line
- Waders (surf only)
- Leader material (smaller than your main line)
- Snap Swivels
- Size 10 to 14 hooks
- Pyramid sinkers
- Small beads
- Rod holders for surf (long 4 to 6 ft.)
- Rod holder for pier (12 to 18 inches)
- Folding Chair
- Warm Clothes, Gloves, Boots, Hat (rain gear)

Raffle report for August 2006

If you missed the August meeting, you missed a very informative meeting on the Cormorant issue as well as the awesome raffle prizes we gave away.

A new member won the \$90.00 50/50 raffle, and our very own Linda Banbury won the 50/50 bonus prize of a set of hand held Cobra VHF radios.

Congratulations to Ron Pal, Skipper of the Lucky Strike, for winning the \$100.00

membership drawing. Ron was the first winner this year. The membership raffle is a drawing of chance. All current members' names are put into a bucket and one luck name is drawn every month. If the person is present at the meeting they win, it's that simple. The club starts the pot at \$30.00; we add \$10.00 per month until some one wins. I bet that was the easiest \$100.00 Ron ever made.

We had to have our president Jason Adam draw the numbers and names as there were no wee fisher people at the meeting, but all in all Jason handled the chore well.

Thank you goes out to Dwayne Welder for selling the 50/50 raffle tickets, Big Nic was MIA, and so I took on the tackle raffle.

September promises to bring a good selection of raffle give a ways. We will have a landing net, sweatshirt, tackle packs and a 50/50 bonus prize of, well..... you will just have to come to the meeting and find out.

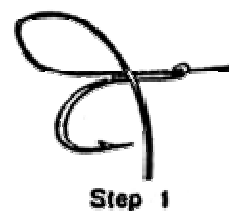
Remember, you can't win if you don't play, and you can't play if you are not present for the meetings.

Sincerely,
Bob Jones
"Bobby's Toy"
Raffle Chairman

Egg Loop Knot


A knot that slides on the hook shank

Ande Monofilament



Step 1

1. Pull about two inches of line through the hook eye and form a loop near the bend of the hook.



Step 2

2. Holding the loop between a thumb and forefinger, bring the tag end of the line forward and make about five wraps around the hook, wrapping towards the eye.



Step 3

3. Bring the tag end back through the loop and tighten the knot with tension on the line in both directions.



4. The final product is a knot that slides on the hook shank so that egg clusters and nylon yarn can be secured between the knot and the eye of the hook.

Fish the Boulders

Most pools have numerous boulders situated in various locations that are too large for the current to move. But, water hydrology from the fast flowing water eventually digs out the gravel from around the rock creating a deep-water pocket all around the boulder.

Downstream from the rock, the flowing currents from both sides meet and create a

positive zone where the current is stable--a specific zone which traveling steelhead prefer. This positive zone is readable on the stream surface by a steady surface slick. Steelhead take just ahead of the boulder, just where the depression begins. The accelerating current creates a depression as it spreads to pass the boulder, producing another secret steelhead lie.

Grand Haven II Tournament

A total of 13 boats made the trip. Of those, 11 boats weighed in fish. The total number of fish caught was 49; 46 Kings and 3 Coho.

11th Lucky Strike (Ron)	11.05
10th Dredge	16.75
9th TNT	24.10
8th Silver Addiction	38.75
7th Sloppy Joe	53.15
6th Thors Hammer	56.10
5th Vicki's Seacret	62.10
4th E Fish N Sea	71.15
3rd No Limit	101.15
2nd Bobby's Toy	109.85
1st Pride & Joy	151.70

The Big Fish weighed 17.95 pounds. This King was caught by the crew of Pride & Joy and was the \$65.00 Big Fish Pool winner.

Joe, "Sloppy Joe"

Manistee Tournament

A total of 13 boats made the trip to Manistee. Every boat weighed in fish. The total number of fish caught was 89 of which 79 were Kings, 5 were Coho, 1 was a Steelhead and 4 were Lake Trout.

13th Loki One	26.35
12th Dredge	27.25
11th Vicki's Seacret	46.85
10th Ladies Choice	76.05
9th No Limit	92.90
8th Bobby's Toy	103.15
7th Sloppy Joe	110.65
6th Aquarius II	113.00

5th Lucky Strike (Jay)	117.05
4th Pride & Joy	119.20
3rd Almost Paradise	128.80
2nd Bad Dog	133.00
1st Silver Addiction	142.00

The Big Fish was a 18.90 pound King caught by the Aquarius II crew. They were also the \$60.00 Big Fish Pool winner.

The World's Best Eggs

Eggs, or spawn (roe) sacs, have been long regarded as one of the best salmon and steelhead fishing baits. Below, you will find instructions for one of the finest eggs recipes around.

Although we often use some of the commercial cures such as Pro-Glow, if we have the time to mix up this brine, we will! It makes some great fishing eggs, either clusters, or singles for spawn sacs.

Over the past year we, along with several other area guides, have been using a new variation of an older egg curing method that has produced some of the best eggs that any of us have ever used.

You've got some nice eggs, now what do you do??

For this recipe, you will need:

- 1 quart water
- 1 cup of sugar
- 1 cup of NON-iodized salt
- 1 cup of borax (20 Mule Team type, not commercial quality)
- 2 tablespoons of PRO-GLOW powdered COLORING (not the cure). Be careful with this stuff, it readily stains anything it touches! Wear gloves when using the coloring or this brine, or else you have pink hands for a few days!

First of all, split your egg skeins lengthwise and quarter them. It's easiest to cut down the portion of the skein without the membrane and lay the sac open.

Next, with THE EXCEPTION of the eggs, bring ALL of the above ingredients to a boil in a large pan. Make sure to stir frequently!!

After the mixture has been boiled and all contents are dissolved, cool the mixture to a luke-warm temperature and then place your eggs in the brine. Allow the eggs to soak for about twenty minutes, stirring about every 7 or 8 minutes.

NOTE: for single, loose eggs, do no more than ten minutes in the brine, MAX!

Then, remove the eggs from the mixture and drain in a strainer for several hours. Following this step, you will want to lay the strained eggs out on newspaper for approximately 18-24 hours to dry.

Once the eggs are relatively dry to the touch, roll them in plain borax and store in a plastic container. NOTE: for loose eggs, let dry for just a few hours ... or else they will turn out like a dried pea!

You can keep them in the refrigerator for a month or so, if you plan on keeping them any longer than that, freeze in an air-tight container! Vacuum-packing works very well!

